



SHORT-SHIFTERS.COM

4H-TECH Short Shifters. Power shifters for quicker and shorter gear changes

Fitting guide for **ND5-Shift**



This fitting guide shows step by step how to fit the 4H-TECH nd5-Shift Short Shifter kit on a Nissan Juke Nismo RS. Other cars (like Renault Kadjar), will have about the same procedure, some things might differ from this car, but basically this guide can be used for all applications.

The following tools are needed to fit the new Short Shifter kit:



Open the bonnet.




Remove positive and negative battery cable

Remove battery secure plate.

Remove battery.




Remove battery tray




Unplug the 3 connectors from the ECU and remove the ECU



Unscrew the metall plate which holds the ECU, and remove that plate also. The OEM Shifter can now be found as shown here:





Use a 13mm spanner to remove the shift cable from the OEM shifter arm:



The OEM shifter is secured with a pin.


Take a **6mm** cotter pin driver tool and tap out this pin.



Now the OEM shifter arm can be removed very easy.



Put the new Short Shifter arm on the shaft, and secure it with the original pin. Click the shift cable back on the bolt head of the new shifter.



Check if all gear can be engaged with a factory smoothness , and fit all parts back in reverse order.

Make a test drive and enjoy 30% less gear throw and that lovely ``Klick-klack`` feeling. Now your car shifts like a race car, but always remember to be safe and don't get overly excited on the public roads out there.

Protected Design. This Short Shifter is 100% developed, tested and produced by 4H-TECH®, and is protected under international copyright, trademark and other laws.



SHORT-SHIFTERS.COM

4H-TECH Short Shifters. Power shifters for quicker and shorter gear changes

Copyright 2019 by 4H-TECH®