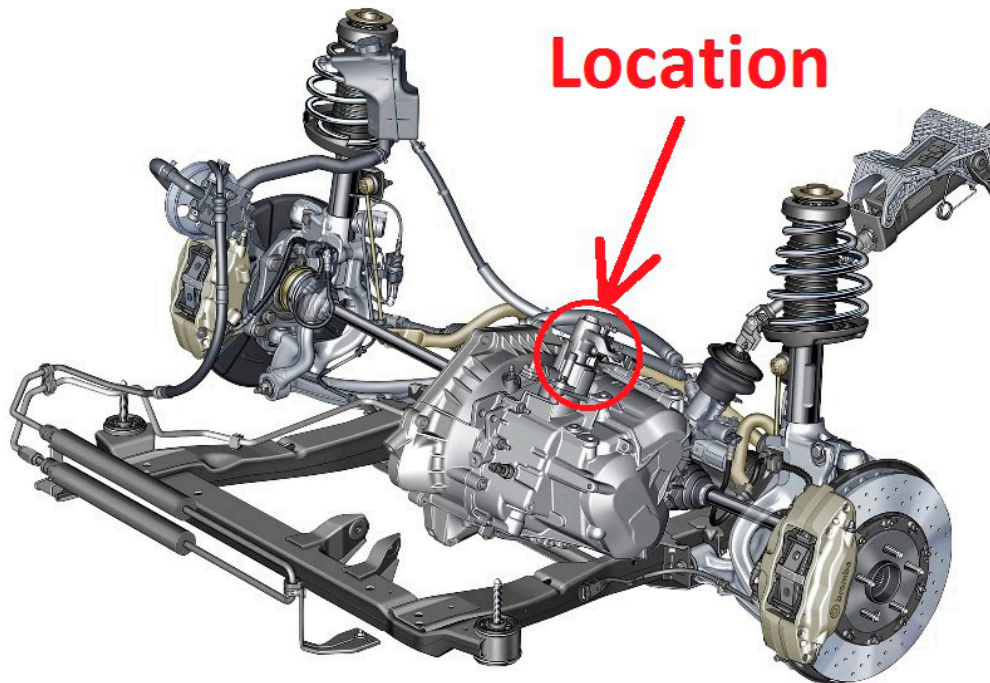


SHORT-SHIFTERS.COM



4H-TECH Short Shifters. **Power shifters for quicker and shorter gear changes**

Fitting guide for 4H-TECH V-Shift Short Shifter kit (F40 gearbox)



Be sure you have the right gear linkage:

(there are 2 different systems available, depending on year of manufacture see pictures below)




This gear shift shortener will not fit on the gearbox shown in the first picture. See difference in gear lever design.



SHORT-SHIFTERS.COM




Remove Battery




Remove cables from ball joints.

Drill 5mm hole in metal cap on top of the linkage. (drill as far on the edge as possible)






Remove M8 nut



Important note: The old linkage can be hard to remove on some old rusty models. Use a pulley removal tool if necessary. Try not to damage the gear shaft. Mostly the old linkage will come off when pulling and wiggling gently by hand.



SHORT-SHIFTERS.COM





Fit nut back, and tighten good.



Fit plastic dirt cap.



Fit cables back.



Fit battery back.