


SHORT-SHIFTERS.COM

4H-TECH Short Shifters. **Power shifters for quicker and shorter gear changes**


Fitting guide for 4H-TECH Z-Shift Short Shifter kit.

Location of the gear linkage



Remove Battery







Remove cables from ball joints.



Remove metal clip and replace it with our special secure ring (included).



Drill 5mm hole in metal cap on top of the linkage. (drill as far on the edge as possible)






Remove M8 nut



Remove old leaver and put new short shift in place.





SHORT-SHIFTERS.COM



Tighten M8 nut firmly (26Nm) and click both cable back on ball joints.



Put some grease or silicone at this point of the roller bearing to make shifting smooth.



Fit black cap to prevent dust.



SHORT-SHIFTERS.COM



Fit battery back.



PROTECTED DESIGN! This Short Shifter is 100% developed, tested and produced by 4H-Tech®, and is protected under international copyright, trademark and other laws.