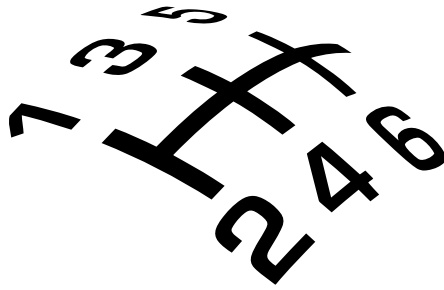



®



SHORT-SHIFTERS.COM

4H-TECH Short Shifters. **Power shifters for quicker and shorter gear changes**

Fitting instructions for 4H-TECH MMT6-Shift Short Shifter.



Suitable for Ford Focus ST250 and
Ford Focus RS (MK3)



SHORT-SHIFTERS.COM




Open the bonnet, and remove the air intake hose and airfilter box .
Find the original shifter located on top of the transmission just below the air filter box.



Put the gear selector in neutral position.



SHORT-SHIFTERS.COM



Unclip both shift cables by putting a 13mm spanner between the cable head and the shifter arm.




Unclip the connector from the shift unit, and remove the bolts which secure the shifter unit to the transmission. (4 bolts) The shifter unit can now easily be pulled straight out of the gearbox.




The original shifter arm is secured on the shaft with a steel pin. This pin can not be removed with the shifter still in the engine bay. For this reason it is necessary to remove the complete shifter unit.



Use a punch to remove the pin from the shifter shaft.



Remove the shifter arm from the shaft.



Use the old pin to secure the new Short Shifter arm to the shaft of the shifter unit. You can use the punch and a hammer again to tap it in to place.





SHORT-SHIFTERS.COM

Build the shifter unit back on the gearbox, connect the sensor back on, and click the shift cables on the shifter arms.

Fit back the air intake hose, and air filter housing.
Make a test drive and check if all gears can be engaged.



Enjoy 25% less gear throw and that lovely ``Klick-klack`` feeling. Now your car shifts like a racecar, but always remember to be safe and don't get overly excited on the public roads out there.



PROTECTED DESIGN! This Short Shifter is 100% developed, tested and produced by 4H-Tech®, and is protected under international copyright, trademark and other laws.